

## 1/2 in. Bronze Flange. Class 150 Rating, Sil-braze Connection MIL-F-1183

---

<u>Item No.</u>	M112287	<u>UOM</u>	EA
-----------------	---------	------------	----

[View Product Online to Request Quote](#)

### Specifications


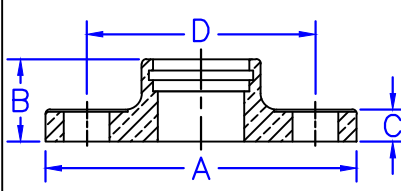
Type	Flange
Size	1/2 in.
Material	Bronze, Brass, Al-Brz
Material Grade	Bronze
Pressure Class	Class 150
Connection	Sil-braze
Specification	MIL-F-1183
Market	Navy

Product URL: <https://torksystems.com/M112287>

## Flanges - Commercial Type

150 Lbs. W.S.P. at 450°F. 225 Lbs. W.O.G. at 150°F.

Grooved For Brazing Ring

SIZE CODE	Pipe Size (inches)	Outside Diameter A	Overall Height B	Flange Thickness C	# of Bolt Holes	Diameter of Holes	Bolt Circle D	Weight
040	1/4	3 1/2	3/4	5/16	4	5/8	2 3/8	.930
060	3/8	3 1/2	7/8	5/16	4	5/8	2 3/8	1.170
100	1/2	3 1/2	1	5/16	4	5/8	2 3/8	.963
150	3/4	3 7/8	1 1/16	11/32	4	5/8	2 3/4	1.400
200	1	4 1/4	1 5/32	3/8	4	5/8	3 1/8	1.905
250	1 1/4	4 5/8	1 9/32	13/32	4	5/8	3 1/2	2.280
300	1 1/2	5	1 7/16	7/16	4	5/8	3 7/8	2.850
400	2	6	1 17/32	1/2	4	3/4	4 3/4	4.490
450	2 1/2	7	1 25/32	9/16	4	3/4	5 1/2	6.930
500	3	7 1/2	1 27/32	5/8	4	3/4	6	8.270
550	3 1/2	8 1/2	1 31/32	11/16	8	3/4	7	11.230
600	4	9	2 1/8	11/16	8	3/4	7 1/2	12.900
650	5	10	2 5/16	3/4	8	7/8	8 1/2	15.500
700	6	11	2 15/32	13/16	8	7/8	9 1/2	21.030
750	8	13 1/2	2 11/16	15/16	8	7/8	11 3/4	33.200
800	10	16	3	1	12	1	14	57.000
820	12	19	3 3/16	1 1/16	12	1	17	74.140


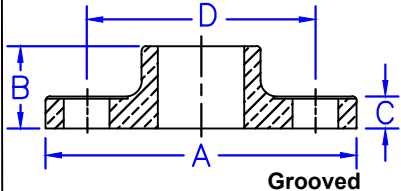
Face Fed Grooved  
Faced & Drilled Fig. 5170  
Blind Fig. 5072

■ Indicates " Consult the Factory"

## Flanges - Male Commercial Type

150 Lbs. W.S.P. at 450°F. 225 Lbs. W.O.G. at 150°F.

Grooved For Brazing Ring

SIZE CODE	Pipe Size (inches)	Outside Diameter A	Overall Height B	Flange Thickness C	# of Bolt Holes	Diameter of Holes	Bolt Circle D	Weight
150	3/4	3 7/8	1 1/4	11/32	4	5/8	2 3/4	1.370
200	1	4 1/4	1 5/16	3/8	4	5/8	3 1/8	1.710
250	1 1/4	4 5/8	1 13/32	13/32	4	5/8	3 1/2	2.330
300	1 1/2	5	1 9/16	7/16	4	5/8	3 7/8	2.980
400	2	6	1 21/32	1/2	4	3/4	4 3/4	4.320
450	2 1/2	7	1 31/32	9/16	4	3/4	5 1/2	6.530
500	3	7 1/2	2 5/64	5/8	4	3/4	6	8.900
600	4	9	2 11/32	11/16	8	3/4	7 1/2	13.000
650	5	10	2 1/2	3/4	8	7/8	8 1/2	17.500
700	6	11	2 43/64	13/16	8	7/8	9 1/2	20.520

Grooved  
Faced & Drilled Fig. 5073

■ Indicates " Consult the Factory"

Please visit: [WWW.LEEBRASS.COM](http://WWW.LEEBRASS.COM)

1800 Golden Springs Rd. Anniston, AL 36207 800-876-1811