

1-1/4 in. 70/30 Copper Nickel Flange. Class 150 Rating, Weld neck Connection. ANSI B165



<u>Item No.</u>	M129890	<u>UOM</u>	EA
-----------------	---------	------------	----

[View Product Online to Request Quote](#)

Specifications

Type	Flange
Size	1-1/4 in.
Material	Copper Nickel
Material Grade	70/30 Copper Nickel
Pressure Class	Class 150
Connection	Weld neck
Specification	ANSI B16.5
Market	Commercial

Product URL: <https://torksystems.com/M129890>

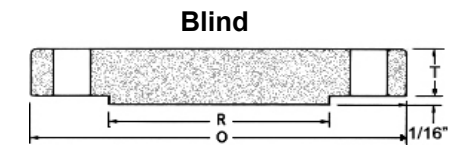
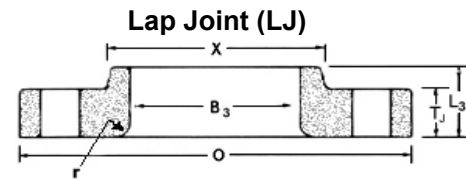
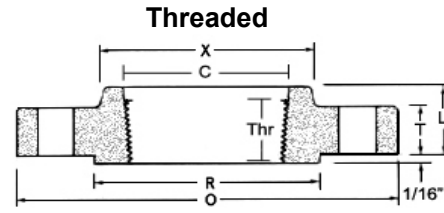
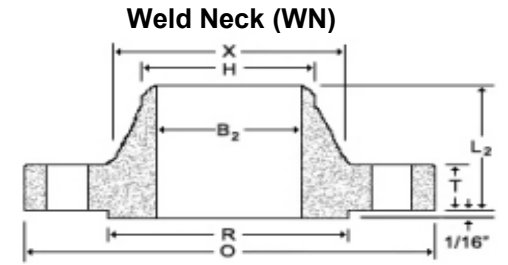
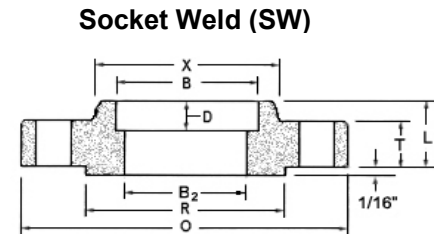
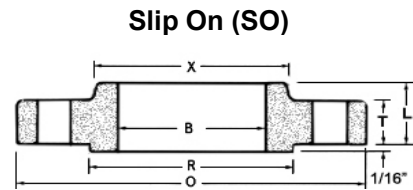


150LB Commercial Flange Chart - ANSI B16.5

GET SHIP DONE SM

Valves, Pipe, & Fittings
for Ships

sales@torksystems.com
www.torksystems.com
(510) 891-9675



Pipe Size	Outside Diameter OD	Bolt Circle	Holes		Thickness		Raised Face OD	Hub OD	Bore			Pipe OD	Length			Break Radius	Socket Depth	Thread Depth
			#	Diameter	T	T _J			R	X	B		B ₂	B ₃	H			
1/2	3.50	2.38	4	0.62	0.38	0.44	1.38	1.19	0.88	0.62	0.90	0.84	0.56	1.81	0.62	0.12	0.38	0.62
3/4	3.88	2.75	4	0.62	0.44	0.50	1.69	1.50	1.09	0.82	1.11	1.05	0.56	2.00	0.62	0.12	0.44	0.62
1	4.25	3.12	4	0.62	0.50	0.56	2.00	1.94	1.36	1.05	1.38	1.32	0.62	2.12	0.69	0.12	0.50	0.69
1 1/4	4.62	3.50	4	0.62	0.56	0.62	2.50	2.31	1.70	1.38	1.72	1.66	0.75	2.19	0.81	0.19	0.56	0.81
1 1/2	5.00	3.88	4	0.62	0.62	0.69	2.88	2.56	1.95	1.61	1.97	1.90	0.81	2.38	0.88	0.25	0.62	0.88
2	6.00	4.75	4	0.75	0.69	0.75	3.62	3.06	2.44	2.07	2.46	2.38	0.94	2.44	1.00	0.31	0.69	1.00
2 1/2	7.00	5.50	4	0.75	0.81	0.88	4.12	3.56	2.94	2.47	2.97	2.88	1.06	2.69	1.12	0.31	0.75	1.12
3	7.50	6.00	4	0.75	0.88	0.94	5.00	4.25	3.57	3.07	3.60	3.50	1.12	2.69	1.19	0.38	0.81	1.19
3 1/2	8.50	7.00	8	0.75	0.88	0.94	5.50	4.81	4.07	3.55	4.10	4.00	1.19	2.75	1.25	0.38	0.88	1.25
4	9.00	7.50	8	0.75	0.88	0.94	6.19	5.31	4.57	4.03	4.60	4.50	1.25	2.94	1.31	0.44	0.94	1.31
5	10.00	8.50	8	0.88	0.88	0.94	7.31	6.44	5.66	5.05	5.69	5.56	1.38	3.44	1.44	0.44	0.94	1.44
6	11.00	9.50	8	0.88	0.94	1.00	8.50	7.56	6.72	6.07	6.75	6.63	1.50	3.44	1.56	0.50	1.06	1.56
8	13.50	11.75	8	0.88	1.06	1.12	10.62	9.69	8.72	7.98	8.75	8.63	1.69	3.94	1.75	0.50	1.25	1.75
10	16.00	14.25	12	1.00	1.12	1.19	12.75	12.00	10.88	10.02	10.92	10.75	1.88	3.94	1.94	0.50	1.31	1.94
12	19.00	17.00	12	1.00	1.19	1.25	15.00	14.38	12.88	12.00	12.92	12.75	2.12	4.44	2.19	0.50	1.56	2.19
14	21.00	18.75	12	1.12	1.31	1.38	16.25	15.75	14.14	13.25	14.18	14.00	2.19	4.94	3.12	0.50	1.63	2.25
16	23.50	21.25	16	1.12	1.38	1.44	18.50	18.00	16.16	15.25	16.19	16.00	2.44	4.94	3.44	0.50	1.75	2.50
18	25.00	22.75	16	1.25	1.50	1.56	21.00	19.88	18.18	17.25	18.20	18.00	2.62	5.44	3.81	0.50	1.94	2.69
20	27.50	25.00	20	1.25	1.62	1.69	23.00	22.00	20.20	19.25	20.25	20.00	2.81	5.62	4.06	0.50	2.13	2.88
22	29.50	27.25	20	1.38	1.75	1.81	25.25	24.25	22.22	21.25	22.25	22.00	3.07	5.82	4.25	0.50	2.38	3.13
24	32.00	29.50	20	1.38	1.81	1.88	27.25	26.12	24.25	23.25	24.25	24.00	3.19	5.94	4.38	0.50	2.50	3.25

Dimension: Inches

Note A: Standard commercial 90/10 and 70/30 CUNI flanges are supplied Flat Face. Request Raised Face at time of request.

Note B: 1/4" and 3/8" flanges use the same bolt pattern and OD dimensions as 1/2" flanges